ONLINE CATALOGUE

Nylon Cable Ties	2
Stainless Steel Cable Ties	3
Safety Signs & Labels	4
Flexible Conduit	6
Copper Tube Terminals	7
Crimping Tools	10
Drum Jacks	12
Pre Insulated Terminals	13
Earthing Equipment	15

KOMPRESS HOLDINGS LTD

LITTLE TENNIS STREET

NOTTINGHAM NG2 4EL

UNITED KINGDOM

TEL : 0115 958 1029

FAX : 0115 958 4180

Email

Sales@kompress.com

Web

Www.kompress.com

CERTIFIED ISO 9001

REGISTERED IN ENGLAND

No. 1397261

REGISTERED OFFICE

LITTLE TENNIS STREET

NOTTINGHAM NG2 4EL

UNITED KINGDOM

CABLE TIES AND FIXINGS

Nylon Cable Ties

TIE WIDTH 2.5MM

PART NO.	LENGTH MM	LENGTH INCHES	WIDTH MM	WIDTH INCHES	MAX. BUNDLE DIAMETER MM	MAX. BUNDLE DIAMETER INCHES	MIN. TENSILE STRENGTH KGS	MIN. TENSILE STRENGTH LBS
KCT100 - 2.5	100	4"	2.5	0.098	22	0.87	8	18
KCT160 - 2.5	165	6 1/2"	2.5	0.098	43	1.69	8	18
KCT200 - 2.5	203	8"	2.5	0.098	53	2.09	8	18

TIE WIDTH 3.6MM

PART NO.	LENGTH MM	LENGTH INCHES	WIDTH MM	WIDTH INCHES	MAX. BUNDLE DIAMETER MM	MAX. BUNDLE DIAMETER INCHES	MIN. TENSILE STRENGTH KGS	MIN. TENSILE STRENGTH LBS
KCT140 - 3.6	142	5 1/2"	3.6	0.142	33	1.3	18	40
KCT200 - 3.6	203	8"	3.6	0.142	52	2.05	18	40
KCT300 - 3.6	300	11 1/2"	3.6	0.142	76	2.99	18	40

TIE WIDTH

PART NO.	LENGTH MM	LENGTH INCHES	WIDTH MM	WIDTH INCHES	MAX. BUNDLE DIAMETER MM	MAX. BUNDLE DIAMETER INCHES	MIN. TENSILE STRENGTH KGS	MIN. TENSILE STRENGTH LBS
KCT160 - 4.8	160	6 1/4"	4.6	0.181	38	1.5	22	50
KCT200 - 4.8	203	8"	4.6	0.181	50	1.97	22	50
KCT250 - 4.8	250	10"	4.6	0.181	65	2.56	22	50
KCT300 - 4.8	300	11 1/2"	4.6	0.181	80	3.15	22	50
KCT370 - 4.8	368	14 1/2"	4.6	0.181	102	4.02	22	50
KCT430 - 4.8	432	17"	4.6	0.181	120	4.72	22	50

TIE WIDTH 7.6mm & 7.8mm

PART NO.	LENGTH MM	LENGTH INCHES	WIDTH MM	WIDTH INCHES	MAX. BUNDLE DIAMETER MM	MAX. BUNDLE DIAMETER INCHES	MIN. TENSILE STRENGTH KGS	MIN. TENSILE STRENGTH LBS
KCT300 - 7.6	300	11 7/8"	7.6	0.299	80	3.15	55	120
KCT370 - 7.6	370	14 1/2"	7.6	0.299	102	4.02	55	120
KCT450 - 7.6	450	17 3/4"	7.6	0.299	128	5.04	55	120
KCT540 - 7.8	550	21 11/16"			160	6.3	55	120
KCT750 - 7.8	750	29 1/2"			223	8.78	55	120

TIE WIDTH 9.0MM

PART NO.	LENGTH MM	LENGTH INCHES	WIDTH MM	WIDTH INCHES	MAX. BUNDLE DIAMETER MM	MAX. BUNDLE DIAMETER INCHES	MIN. TENSILE STRENGTH KGS	MIN. TENSILE STRENGTH LBS
KCT710 - 9.0	710	28"	9	0.354	207	8.15	80	175
KCT 800 - 9.0	800	31" 11/20	9	0.354	228	8.98	80	175
KCT920 - 9.0	920	36 1/4"	9	0.354	274	10.79	80	175

TIE WIDTH 13MM

PART NO.	LENGTH MM	LENGTH INCHES	WIDTH MM	WIDTH INCHES	MAX. BUNDLE DIAMETER MM	MAX. BUNDLE DIAMETER INCHES	MIN. TENSILE STRENGTH KGS	MIN. TENSILE STRENGTH LBS
KCT580 - 13	580	22 3/4"	12	0.5	152	5.98	114	250

Email : sales@kompress.com
Telephone : 0115 958 1029

CABLE TIES AND FIXINGS

SPECIAL DESIGN - MOUNTING

PART NO.	LENGTH MM	LENGTH INCHES	WIDTH MM	WIDTH INCHES	MAX. BUNDLE DIAMETER MM	MAX. BUNDLE DIAMETER INCHES	MIN. TENSILE STRENGTH KGS	MIN. TENSILE STRENGTH LBS
KCTMH200 - 4.8	200	8"	4.8	0.181	32	1.26	18	40
KCTMH300 - 7.6	313	12 5/16"	7.6	0.299	76	2.99	55	120

SELF ADHESIVE MOUNTS

PART NO.	BASE WIDTH mm (inches)	BASE LENGTH mm (inches)	HEIGHT mm (inches)	MAX. TIE WIDTH mm (inches)
KCTMSA-20X2	20 (.79)	20 (.79)	5 (.2)	5 (.2)
KCTMSA-28X2	25 (.98)	25 (.98)	7 (.28)	5 (.2)

4-Way nylon mounts for rapid fixing to smooth, dry, clean surfaces.

Colours: Natural and Black (add suffix BL)

SCREW FIXING MOUNTS

PART NO.	WIDTH mm (inches)	LENGTH mm (inches)	HEIGHT mm (inches)	MAX. TIE WIDTH mm (inches)	SCREW SIZE metric (US)
KCTSM2	9.5 (.37)	14.9 (.59)	6.9 (.27)	4.8 (.19)	M4 (#8)
KCTSM3BLM5	15.5 (.61)	23.5 (.93)	9.2 (.36)	7.6 (.3)	M5 (#10)

MASONARY MOUNTS

PART NO.	RECOMM. HOLE DIA. mm (inches)	MOUNT LENGTH mm (inches)	MAX. TIE WIDTH mm (inches)
KCTMM1	7 (.28)	38.5 (1.51)	9 (.35)
KCTMM2	6 (.24)	37.4 (1.47)	9 (.35)

For fixing cables to walls without using screws or plugs. **Colours and Material:** Black Nylon

STAINLESS STEEL CABLE TIES

Available in 316 grade stainless steel, with or without a protective nylon coating. Kompress steel ties use ball-bearing locking mechanism for speed and ease of use.

316 GRADE STAINLESS STEEL CABLE TIES

PART NO.	LENGTH mm (inches)	WIDTH mm (inches)	MAX. BUNDLE DIAMETER mm (inches)	MIN. LOOP TENSILE STRENGTH kg (lbs)
KCT150-4.6S316	150 (5.91)	4.6 (0.18)	40 (1.57)	45 (100)
KCT200-4.6S316	200 (7.87)	4.6 (0.18)	50 (1.97)	45 (100)
KCT300-4.6S316	300 (11.81)	4.6 (0.18)	80 (3.15)	45 (100)
KCT350-4.6S316	350 (13.77)	4.6 (0.18)	102 (4.02)	45 (100)
KCT500-4.6S316	500 (19.68)	4.6 (0.18)	152 (5.98)	45 (100)
KCT700-4.6S316	700 (27.55)	4.6 (0.18)	203 (8)	45 (100)
KCT350-7.9S316	350 (13.77)	7.9 (.31)	102 (4.02)	113 (250)
KCT500-7.9S316	500 (19.68)	7.9 (.31)	152 (5.98)	113 (250)

316 GRADE STAINLESS STEEL CABLE TIES WITH NYLON 11 COATING

PART NO.	LENGTH mm (inches)	WIDTH mm (inches)	MAX. BUNDLE DIAMETER mm (inches)	MIN. LOOP TENSILE STRENGTH kg (lbs)
KCT200-4.6CS316	200 (7.87)	4.6 (0.18)	50 (1.97)	45 (100)
KCT350-4.6CS316	350 (13.77)	4.6 (0.18)	102 (4.02)	45 (100)
KCT500-4.6CS316	500 (19.68)	4.6 (0.18)	102 (4.02)	45 (100)

PERFORATED STEEL BAND

Kompress Perforated Band is made from galvanised steel and is produced with or without PVC coating.

GALVANISED STEEL

PART NO.	WIDTH mm (inches)	STEEL THICKNESS mm (inches)	LENGTH m (feet)	HOLE DIAMETER mm (inches)
KPSBGS12	12 (.47)	0.75 (0.03)	10 (33)	5 (.2)
KPSBGS17	17 (.67)	0.75 (0.03)	10 (33)	7 (.28)

COATED GALVANISED STEEL

PART NO.	WIDTH mm (inches)	STEEL THICKNESS mm (inches)	LENGTH m (feet)	HOLE DIAMETER mm (inches)
KPSBCGS12	12 (.47)	0.75 (0.03)	10 (33)	5 (.2)
KPSBCGS17	17 (.67)	0.75 (0.03)	10 (33)	7 (.28)

Email : sales@kompress.com

Telephone : 0115 958 1029

SIGNS & LABELS

50mm x 50mm Rigid Plastic Signs & Vinyl Labels

KWS D400V50R10 - 10 Rigid Signs
KWS D400V50V250 - 250 Labels

KWS D230V50R10 - 10 Rigid Signs
KWS D230V50V250 - 250 Labels

KWS D110V50R10 - 10 Rigid Signs
KWS D110V50V250 - 250 Labels

KWS DIE50R10 - 10 Rigid Signs
KWS DIE50V250 - 250 Labels

KWS RES50R10 - 10 Rigid Signs
KWS RES50V250 - 250 Labels

KWS EF50R10 - 10 Rigid Signs
KWS EF50V250 - 250 Labels

KWS DAN50R10 - 10 Rigid Signs
KWS DAN50V250 - 250 Labels

KWS DHV50R10 - 10 Rigid Signs
KWS DHV50V250 - 250 Labels

KWS DOD50R10 - 10 Rigid Signs
KWS DOD50V250 - 250 Labels

100mm x 50mm Rigid Plastic Signs & Vinyl Labels

KWS CWC 100R10 - 10 Rigid Signs
KWS CWC 100V250 - 250 Labels

KSS CWC 100R10 - 10 Rigid Signs
KSS CWC 100V250 - 250 Labels

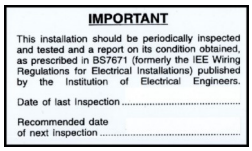

KTS INT 100R10 - 10 Rigid Signs
KTS INT 100V250 - 250 Labels

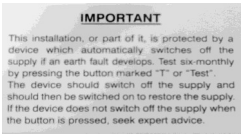

KTS RCT 100R10 - 10 Rigid Signs
KTS RCT 100V250 - 250 Labels

75mm x 25m - Vinyl Labels

KWS D400V 75V250 - 250 Labels

KWS WIM 75V250 - 250 Labels

KWS D110V 75V250 - 250 Labels

KWS D230V 75V250 - 250 Labels

KWS SEC 75V250 - 250 Labels

Rigid Sign 75mm x 25mm

KSS D230V 50R10
10 Rigid Signs

KSS D400V 50R10
10 Rigid Signs

KSS D2S 50R10
10 Rigid Signs

KSS FADNSO 50R10
10 Rigid Signs

KSS CUO 50R10
10 Rigid Signs

KSS FAL 50R10
10 Rigid Signs

Rigid Sign 75mm x 25mm

KSS SEC 75R10
10 Rigid Signs

KWS SEC 80 RT10
10 Rigid Signs
80mm x 36mm

KWS SEC 50R10
10 Rigid Signs
50mm x 65mm

Email : sales@kompress.com
Telephone : 0115 958 1029

KOMPRESS

SIGNS & LABELS

TESTING LABELS - 50mm x 25mm

KTS TDB 50V500 - 500 Vinyl Labels

KTS TDB 50P500 - Paper Labels

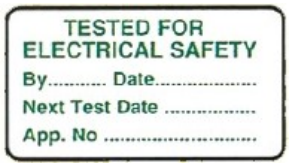

KTS TBDNA 50V500 - 500 Vinyl Labels

KTS TBDNA 50P500 - Paper Labels

KTS PDBA 50V500 - 500 Vinyl Labels

KTS PDBA 50P500 - Paper Labels

KTS FDBA 50V500 - 500 Vinyl Labels

KTS FDBA 50P500 - Paper Labels

TESTING LABELS - 100mm x 50mm

KTS TBDNA 50VW250

250 Vinyl Labels



KTS PDBA 50VW250

250 Vinyl Labels

KTS PAT

Label Booklet

54 Passed Labels

6 Failed Lables

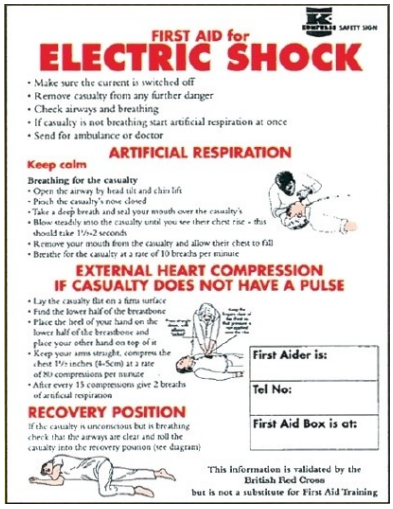

Rigid Sign
290mm x 400mm

Adhesive
KSS ESFA 290R1

Non Adhesive
KSS ESFA 290RN1

Tapes
Electric Cable Below
100m x 150mm x 100 microns
KWT ECE 100

365mm x 150mm x 100 microns

Email : sales@kompress.com
Telephone : 0115 958 1029

FLEXIBLE CONDUITS

TYPE KGC

CONSTRUCTION
ELECTRO-GALVANISED STEEL CONDUIT.
RATING
IP 40
TEMPERATURE
to +300°C
COLOUR
SELF COLOUR

TYPE KFC

CONSTRUCTION
ELECTRO-GALVANISED STEEL CONDUIT. THERMOPLASTIC COVER.
OIL AND CHEMICAL RESISTANT
RATING
IP 40
TEMPERATURE
+80°C
COLOUR
STANDARD BLACK

GALVANISED STEEL CONDUIT

TYPE KGC

PART NO.	OUTSIDE DIA.	INSIDE DIA.	MINIMUM INSIDE BEND RADIUS	REELED LENGTH (m)
KGC 20-30	20	17	40	30
KGC 25-30	25	21	50	30
KGC 32-10	32	28	60	10

STEEL FLEXIBLE CONDUIT

TYPE KFC

PART NO.	OUTSIDE DIA.	INSIDE DIA.	MINIMUM INSIDE BEND RADIUS	REELED LENGTH (m)
KFC 20-10	21	17	40	10
KFC 20-30	21	17	40	30
KFC 25-10	26	21	50	10
KFC 25-30	26	21	50	30
KFC 32-10	34	28	60	10
KFC 32-30	34	28	60	30

FITTINGS FOR KFC & KGC CONDUIT

TYPE KFF
FIXED FITTING

PART NO.
ISO
KFF20 M20
KFF25 M25
KFF32 M32

TYPE KFSW
SWIVEL FITTING

PART NO.
ISO
KFSW20 M20
KFSW25 M25
KFSW32 M32

TYPE KCC

CONSTRUCTION
POLYPROPYLENE
RATING
IP 44
TEMPERATURE
-5°C to +90°C
COLOUR
BLACK AND WHITE (OTHERS ON REQUEST)

TYPE KVSC

CONSTRUCTION
PVC SPIRAL SMOOTH BORE CONDUIT
RATING
IP 54
TEMPERATURE
-5°C to +60°C
COLOUR
BLACK

PVC CORRUGATED CONDUIT

TYPE KCC

PART NO.	OUTSIDE DIA.	INSIDE DIA.	MINIMUM INSIDE BEND RADIUS	REELED LENGTH (m)
KCC 20-100 Black	20	14	32	100
KCC 25-50 Black	25	18	40	50
KCC 32-25 Black	32	24	56	25
KCC 40-25 Black	40	31	64	25
KCC 50-25 Black	50	40	100	25

FITTINGS FOR KCC CONDUIT

TYPE KNCF
STRAIGHT FITTING

PART NO.

KNCF20 M20 Black
KNCF25 M25 Black
KNCF32 M32 Black
KNCF40 M40 Black
KNCF50 M50 Black

PVC SPIRAL CONDUIT

TYPE KVSC

PART NO.	OUTSIDE DIA.	INSIDE DIA.	MINIMUM INSIDE BEND RADIUS	REELED LENGTH (m)
KVSC 20-30	21	16	32	30
KVSC 25-30	25	20	40	30

PVC CORRUGATED CONDUIT

TYPE KCC

PART NO.	OUTSIDE DIA.	INSIDE DIA.	MINIMUM INSIDE BEND RADIUS	REELED LENGTH (m)
KCC 20-100 White	20	14	32	100
KCC 25-50 White	25	18	40	50
KCC 32-25 White	32	24	56	25

FITTINGS FOR KCC CONDUIT

TYPE KNCF
STRAIGHT FITTING

PART NO.
ISO
KNCF20 M20 White
KNCF25 M25 White
KNCF32 M32 White

FITTINGS FOR KVSC CONDUIT

TYPE KVSF
SWIVEL FITTING

PART NO.
KVSF20 M20
KVSF25 M25

Email
sales@kompress.com

Telephone
0115 958 1029

COPPER TERMINALS

COPPER TUBE TERMINALS AND SPLICES

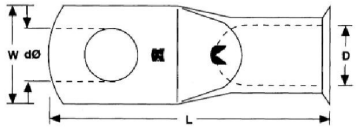

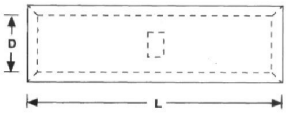

PART NO.	CONDUCTOR SIZE mm²	STUD mm	LENGTH L	WIDTH W	INSIDE DIAMETER D	HOLE DIAMETER dØ	PACK SIZE	RECOMMENDED TOOLING
CT1.5-3	1.5	3	16.0	6.5	1.8	3.2	100	KT15
CT1.5-4	1.5	4	17.0	6.5	1.8	4.3	100	
CT1.5-5	1.5	5	18.0	7.5	1.8	5.3	100	
CS1.5	1.5	-	14.0	-	1.8	-	100	
CT2.5-4	2.5	4	17.0	7.5	2.3	4.3	100	KT15
CT2.5-5	2.5	5	18.0	8.5	2.3	5.3	100	
CT2.5-6	2.5	6	19.0	9.0	2.3	6.5	100	
CS2.5	2.5	-	16.0	-	2.3	-	100	
CT4-4	4.0	4	21.0	8.5	3.0	4.3	100	KT15
CT4-5	4.0	5	22.0	9.0	3.0	5.3	100	
CT4-6	4.0	6	23.0	10.0	3.0	6.5	100	
CS4	4.0	-	19.0	-	3.0	-	100	
CT6-5	6.0	5	24.6	9.7	4.0	5.3	100 & 25	KT15
CT6-6	6.0	6	24.6	10.0	4.0	6.3	100 & 25	KT18
CT6-8	6.0	8	27.3	12.5	4.0	8.3	100 & 25	KT24
CT6-10	6.0	10	30.7	14.7	4.0	10.3	100 & 25	
CS6	6.0	-	19.0	-	4.0	-	100 & 25	
CT10-5	10	5	30.0	10.4	4.5	5.1	25	KT18
CT10-6	10	6	30.0	10.5	4.5	6.3	100 & 25	KT24
CT10-8	10	8	30.0	12.5	4.5	8.2	100 & 25	KT25
CT10-10	10	10	34.1	14.7	4.5	10.4	100 & 25	KHH13C
CT10-12	10	12	34.1	17.5	4.5	12.7	25	KFH13C
CT10-BL	10	-	34.1	12.5	4.5	-	10	KFH23H
CS10	10	-	23.0	-	4.5	-	100 & 25	
CT16-5	16	5	30.7	11.0	5.5	5.2	25	KT18
CT16-6	16	6	30.7	11.0	5.5	6.3	100 & 25	KT24
CT16-8	16	8	30.7	12.5	5.5	8.3	100 & 25	KT25
CT16-10	16	10	35.9	15.1	5.5	10.3	100 & 25	KHH13C
CT16-12	16	12	35.9	17.5	5.5	12.8	25	KFH13C
CT16-BL	16	-	35.9	12.5	5.5	-	10	KFH23H
CS16	16	-	27.0	-	5.5	-	100 & 25	
CT25-5	25	5	32.2	13.1	6.7	5.2	25	KT24
CT25-6	25	6	32.2	13.1	6.7	6.3	100 & 25	KT25
CT25-8	25	8	32.2	13.1	6.7	8.3	100 & 25	KHH13C
CT25-10	25	10	36.9	15.1	6.7	10.2	100 & 25	KFH13C
CT25-12	25	12	36.9	17.5	6.7	12.8	25	KFH23H
CT25-BL	25	-	36.9	13.1	6.7	-	10	
CS25	25	-	31.0	-	6.7	-	100 & 25	

All dimensions in mm

Email : sales@kompress.com
Telephone : 0115 958 1029

COPPER TERMINALS

COPPER TUBE TERMINALS AND SPLICES

PART NO.	CONDUCTOR SIZE mm²	STUD mm	LENGTH L	WIDTH W	INSIDE DIAMETER D	HOLE DIAMETER dØ	PACK SIZE	RECOMMENDED TOOLING
CT35-5	35	5	37.6	15.8	8.6	5.2	25	KT24 KT25 KHH13C KFH13C KFH23H
CT35-6	35	6	37.6	15.8	8.6	6.3	100 & 25	
CT35-8	35	8	37.6	15.8	8.6	8.3	100 & 25	
CT35-10	35	10	41.5	16.2	8.6	10.3	100 & 25	
CT35-12	35	12	41.5	18.6	8.6	12.9	100 & 25	
CT35-14	35	14	43.5	19.6	8.6	14.8	25	
CT35-BL	35	-	41.5	15.8	8.6	-	10	
CS35	35	-	35.0	-	8.6	-	100 & 25	
CT50-6	50	6	40.2	17.6	9.6	6.3	100 & 10	KT24 KT25 KHH13C KFH13C KFH23H
CT50-8	50	8	40.2	17.6	9.6	8.3	100 & 10	
CT50-10	50	10	43.2	17.6	9.6	10.3	100 & 10	
CT50-12	50	12	43.2	18.7	9.6	12.8	100 & 10	
CT50-14	50	14	43.2	20.3	9.6	14.8	10	
CT50-BL	50	-	43.2	17.6	9.6	-	10	
CS50	50	-	40.0	-	9.6	-	100 & 10	
CT70-6	70	6	50.4	21.8	12.0	6.3	10	KT24 KT25 KHH13C KFH13C KFH23H
CT70-8	70	8	50.4	21.8	12.0	8.2	50 & 10	
CT70-10	70	10	50.4	21.8	12.0	10.2	50 & 10	
CT70-12	70	12	50.4	21.8	12.0	12.7	50 & 10	
CT70-14	70	14	52.9	22.2	12.0	14.8	10	
CT70-16	70	16	52.9	22.2	12.0	16.3	10	
CT70-BL	70	-	52.9	22.2	12.0	-	4	
CS70	70	-	43.0	-	12.0	-	10	
CT95-8	95	8	53.2	24.3	13.5	8.3	50 & 10	KT24 KT25 KHH13C KFH13C KFH23H
CT95-10	95	10	53.2	24.3	13.5	10.3	50 & 10	
CT95-12	95	12	53.2	24.3	13.5	12.7	50 & 10	
CT95-14	95	14	56.8	24.3	13.5	14.8	10	
CT95-16	95	16	56.8	24.3	13.5	16.3	10	
CT95-BL	95	-	56.8	24.3	13.5	-	4	
CS95	95	-	45.0	-	13.5	-	10	
CT120-8	120	8	59.1	27.5	15.0	8.3	25 & 4	KT24 KHH13C KFH13C KFH23H
CT120-10	120	10	59.1	27.5	15.0	10.3	25 & 4	
CT120-12	120	12	59.1	27.5	15.0	12.7	25 & 4	
CT120-14	120	14	64.0	27.5	15.0	14.8	4	
CT120-16	120	16	64.0	27.5	15.0	16.3	4	
CT120-BL	120	-	64.0	27.5	15.0	-	4	
CS120	120	-	48.0	-	15.0	-	4	
CT150-10	150	10	66.3	30.3	16.5	10.2	25 & 4	KT24 KHH13C KFH13C KFH23H
CT150-12	150	12	66.3	30.3	16.5	12.7	25 & 4	
CT150-14	150	14	66.3	30.3	16.5	14.7	25 & 4	
CT150-16	150	16	71.4	30.3	16.5	16.2	4	
CT150-BL	150	-	71.4	30.3	16.5	-	4	
CS150	150	-	53.0	-	16.5	-	4	
CT185-10	185	10	72.4	34.0	19.0	10.3	25 & 4	KHH13C KFH13C KFH23H
CT185-12	185	12	72.4	34.0	19.0	12.9	25 & 4	
CT185-14	185	14	72.4	34.0	19.0	14.7	25 & 4	
CT185-16	185	16	76.2	34.0	19.0	16.5	4	
CT185-20	185	20	76.2	34.0	19.0	20.9	4	
CT185-BL	185	-	76.2	34.0	19.0	-	4	
CS185	185	-	58.0	-	19.0	-	4	

All dimensions in mm

Email : sales@kompress.com
Telephone : 0115 958 1029

COPPER TERMINALS

COPPER TUBE TERMINALS AND SPLICES

PART NO.	CONDUCTOR SIZE mm²	STUD mm	LENGTH L	WIDTH W	INSIDE DIAMETER D	HOLE DIAMETER dØ	PACK SIZE	RECOMMENDED TOOLING
CT240-10	240	10	91.4	37.8	21.0	10.3	10 & 4	KHH13C KFH13C KFH23H
CT240-12	240	12	91.4	37.8	21.0	12.7	10 & 4	
CT240-14	240	14	91.4	37.8	21.0	14.7	10 & 4	
CT240-16	240	16	91.4	37.8	21.0	16.4	10 & 4	
CT240-20	240	20	91.4	37.8	21.0	20.9	4	
CT240-BL	240	-	91.4	37.8	21.0	-	4	
CS240	240	-	58.0	-	21.0	-	4	
CT300-10	300	10	97.2	43.9	24.5	10.3	10 & 4	KHH13C KFH13C KFH23H
CT300-12	300	12	97.2	43.9	24.5	12.7	10 & 4	
CT300-14	300	14	97.2	43.9	24.5	14.7	10 & 4	
CT300-16	300	16	97.2	43.9	24.5	16.4	10 & 4	
CT300-20	300	20	97.2	43.9	24.5	20.9	4	
CT300-BL	300	-	97.2	43.9	24.5	-	4	
CS300	300	-	63.0	-	24.5	-	4	
CT400-12	400	12	102.8	47.4	27.0	12.7	1	KHH13C KFH13C KFH23H
CT400-14	400	14	102.8	47.4	27.0	14.7	1	
CT400-16	400	16	102.8	47.4	27.0	16.4	1	
CT400-20	400	20	102.8	47.4	27.0	20.9	1	
CT400-BL	400	-	102.8	47.4	27.0	-	1	
CT500-14	500	14	116.2	52.7	30.0	14.7	1	KFH23H
CT500-16	500	16	116.2	52.7	30.0	16.4	1	
CT500-20	500	20	116.2	52.7	30.0	20.9	1	
CT500-BL	500	-	116.2	52.7	30.0	-	1	
CT630-16	630	16	145.8	64.5	35.5	16.4	1	KFH23H
CT630-20	630	20	145.8	64.5	35.5	20.9	1	
CT630-BL	630	-	145.8	64.5	35.5	-	1	
CT800-20	800	20	162.5	70.7	39.0	20.9	1	NA
CT800-BL	800	-	162.5	70.7	39.0	-	1	
CT1000-20	1000	20	167.8	76.7	42.0	20.9	1	NA
CT1000-BL	1000	-	167.8	76.7	42.0	-	1	

SPECIAL PURPOSE COPPER TERMINALS

4 HOLE SPECIAL
Size range 10 to 500mm²
With 4 holes in the palm for standard transformer mounting.

LONG PALM
Size range 10 to 1000mm²
Double length palm,normally supplied blank but holes can be provided to order.

COPPER PIN
Size range 10 to 1000mm²
Pin dimensions on request.

RIGHT ANGLE
Size range 10 to 1000mm²
With palm 90° angle to barrel.

All dimensions in mm

COPPER TERMINALS

Kompress copper tube terminals (prefix CT) are manufactured from precision drawn tubes to BS 2871, they are designed and manufactured to meet performance requirements of BS54579 (EN61238) Part 1 and are supplied in accordance with our ISO 9001 Accredited Certification

CERTIFIED LR ISO 9001

COPPER SPLICES

Kompress copper tube splices (prefix CS) are manufactured from the same materials and to the same standards as COPPER TERMINALS.

FINISH

Copper terminals and splices are supplied plated as standard to BS 1872 Part 2 for corrosion resistance and attractive appearance. However, if plain untinned pieces are required please consult the Kompress Sales Office.

TEMPERATURE RATING

The standard electro tinned parts are suitable for use up to temperatures of 150°C. Should a higher temperature capability be required please consult the Kompress Sales Office.

Email : sales@kompress.com
Telephone : 0115 958 1029

CRIMPING TOOLS

KT 18 - 6mm to 16mm
Copper Tube Terminal
Indent Crimp

KT 25 - 10 to 95mm
Copper Tube Terminal
Indent Crimp

KT 15 - 0.5 to 6mm
Pre Insulated Terminal
Indent Crimp

KT 24 - 6 to 150mm
Copper Tube Terminal
Hexagonal Crimp

KTET 15 - 0.5 to 6mm
End Terminal
Indent Crimp

KT 24 Tool (Tool only)
24C 16-25-35-50 (Die for 16mm, 25mm, 35mm, 50mm)
24C 6-10-70-95 (Die for 6mm, 10mm, 70mm, 95mm)
24C 120-150 (Die for 120mm, 150mm)
24C Set (Tool and all 3 Dies)

KTET 16 - 6 to 16mm
End Terminal
Indent Crimp

Email : sales@kompress.com
Telephone : 0115 958 1029

CRIMPING TOOLS

HYDRAULIC CRIMPERS—COPPER TUBE

Hexagonal Crimp—All with 13C Dies

KHH13C - 10 to 400mm

KHH13C	KHH13C SET
13C 10	13C 95
13C 16	13C 120
13C 25	13C 150
13C 35	13C 185
13C 50	13C 240
13C 70	13C 300
	13C 400

KFH13C - 10 to 400mm

Tool, Foot Pump
and set of 13C Dies

KFH23H - 10 to 630mm

Tool, Foot Pump, set
of 13C Dies and dies
for 500mm & 630mm

Email : sales@kompress.com
Telephone : 0115 958 1029

DRUM JACKS

CABLE DRUM JACKS

KDJ3 (SET OF 2 LEGS + SPINDLE)	1
KDJ PAIR (PAIR OF LEGS)	1
KDS 50 Spindle	1

Email : sales@kompress.com
Telephone : 0115 958 1029

INSULATED TERMINALS

0.5 - 1.5mm²

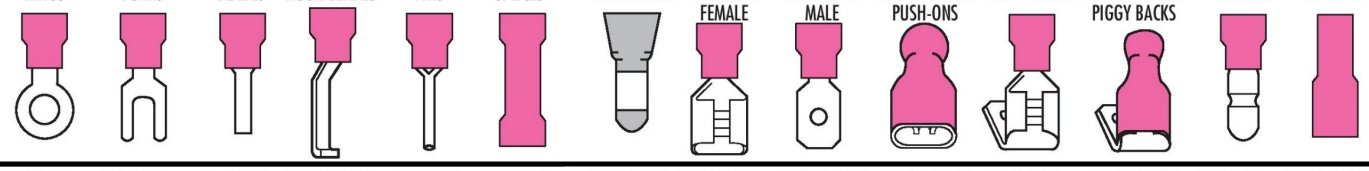

RINGS	FORKS	BLADES	HOOK BLADES	PINS	SPLICES	END SPLICES	PUSH-ONS FEMALE	PUSH-ONS MALE	TOTALLY INSUL. PUSH-ONS	PIGGY BACKS	TOTALLY INSUL. PIGGY BACKS	BULLETS	SOCKETS
IR 1.5-2.2	IF 1.5-3.2	IBL 1.5-10	IHBL 1.5-3.0	IP 1.5-9.5	IS 1.5-1.5	IES 1.5(NG)	IPO 1.5-2.8	IPOM 1.5-4.8	IPO 1.5-2.8 TI	IPB 1.5-6.3	IPB 1.5-6.3 TI	IB 1.5-4.0	ISO 1.5-4.0
IR 1.5-3.2	IF 1.5-3.7	IBL 1.5-11	IHBL 1.5-4.6	IP 1.5-12			IPO 1.5-4.8	IPOM 1.5-6.3	IPO 1.5-4.8 TI				
IR 1.5-3.7	IF 1.5-4.3	IBL 1.5-14					IPO 1.5-6.3		IPO 1.5-6.3 TI				
IR 1.5-4.3	IF 1.5-5.3	IBL 1.5-18											
IR 1.5-5.3	IF 1.5-6.5												
IR 1.5-6.5													
IR 1.5-8.5													
IR 1.5-10													
IR 1.5-12													

1.5 - 2.5mm²

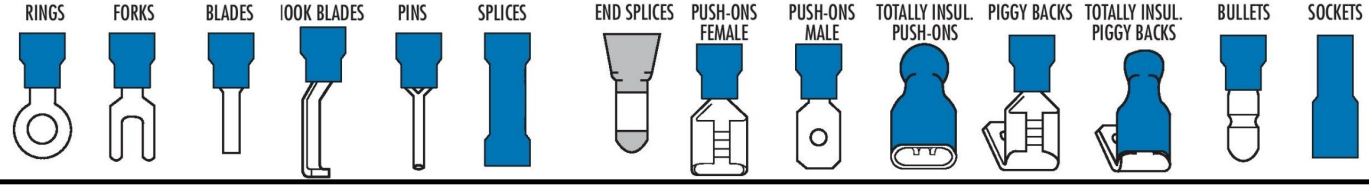

RINGS	FORKS	BLADES	HOOK BLADES	PINS	SPLICES	END SPLICES	PUSH-ONS FEMALE	PUSH-ONS MALE	TOTALLY INSUL. PUSH-ONS	PIGGY BACKS	TOTALLY INSUL. PIGGY BACKS	BULLETS	SOCKETS
IR 2.5-2.2	IF 2.5-3.2	IBL 2.5-9	HBL 2.5-3.0	IP 2.5-9.5	IS 2.5-2.5	IES 2.5(NG)	IPO 2.5-4.8	IPOM 2.5-4.8	IPO 2.5-4.8 TI	IPB 2.5-6.3	IPB 2.5-6.3 TI	IB 2.5-4.0	ISO 2.5-4.0
IR 2.5-3.2	IF 2.5-3.7	IBL 2.5-18	HBL 2.5-4.6	IP 2.5-12			IPO 2.5-6.3	IPOM 2.5-6.3	IPO 2.5-6.3 TI			IB 2.5-5.0	ISO 2.5-5.0
IR 2.5-3.7	IF 2.5-4.3												
IR 2.5-4.3	IF 2.5-5.3												
IR 2.5-5.3	IF 2.5-6.5												
IR 2.5-6.5	IF 2.5-8.5												
IR 2.5-8.5													
IR 2.5-10													
IR 2.5-12													

4 - 6mm²

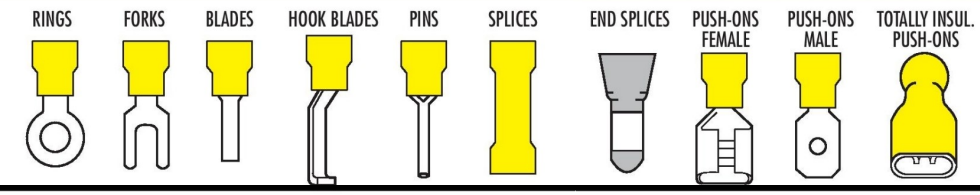

RINGS	FORKS	BLADES	HOOK BLADES	PINS	SPLICES	END SPLICES	PUSH-ONS FEMALE	PUSH-ONS MALE	TOTALLY INSUL. PUSH-ONS
IR 6-3.2	IF 6-3.7	IBL 6-10	IHBL 6-4.6	IP 6-14	IS 6-6	IES 6 (NG)	IPO 6-6.3	IPOM 6-6.3	IPO 6-6.3 TI
IR 6-3.7	IF 6-4.3	IBL 6-18					IPO 6-9.5		
IR 6-4.3	IF 6-5.3								
IR 6-5.3	IF 6-6.5								
IR 6-6.5	IF 6-8.5								
IR 6-8.5									
IR 6-10									
IR 6-12									

CERTIFIED
ISO 9001

UL

APPROVED

Email : sales@kompress.com
Telephone : 0115 958 1029

END TERMINALS

0.5mm² Conductor

REFERENCE	COLOUR
KPET 0.5 FDT	White
KPET 0.5 GT	Orange
KPET 0.5 X2FDT	White
KPET 0.5x2GT	Orange

0.75mm² Conductor

REFERENCE	COLOUR
KPET 0.75 FT	Blue
KPET 0.75 GT	White
KPET 0.75 x2FT	Blue
KPET 0.75 X 2GT	White

1.0mm² Conductor

REFERENCE	COLOUR
KPET 1.0 FDT	Red
KPET 1.0 GT	Yellow
KPET 1.0 X2FDT	Red
KPET 1.0 X2GT	Yellow

1.5mm² Conductor

REFERENCE	COLOUR
KPET 1.5 FDT	Black
KPET 1.5 GT	Red
KPET 1.5 X2FDT	Black
KPET 1.5 X2GT	Red

2.5mm² Conductor

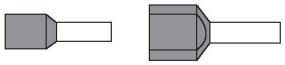

REFERENCE	COLOUR
KPET 2.5 F	Grey
KPET 2.5 GD	Blue
KPET 2.5 X2F	Grey
KPET 2.5 X2GD	Blue

4mm² Conductor

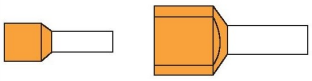

REFERENCE	COLOUR
KPET 4 F	Orange
KPET 4 GD	Grey
KPET 4 X2F	Orange
KPET 4 X2 GD	Grey

6mm² Conductor

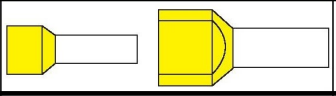

REFERENCE	COLOUR
KPET 6 D	Yellow
KPET 6 F	Green
KPET 6 G	Black
KPET 6 X2D	Yellow

10mm² Conductor

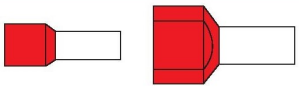

REFERENCE	COLOUR
KPET 10 D	Red
KPET 10 F	Brown
KPET 10 G	Ivory
KPET 10 X2D	Red

16mm² Conductor

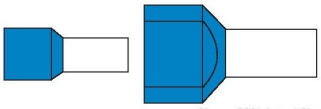

Shown 80% Actual Size

REFERENCE	COLOUR
KEPT 16 D	Blue
KEPT 16 FDT	Ivory
KEPT 16 GT	Green
KEPT 16 X2D	Blue

25mm² Conductor

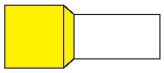

Shown 80% Actual Size

REFERENCE	COLOUR
KPET 25 D	Yellow
KPET 25 F	Black
KPET 25 G	Brown

35mm² Conductor

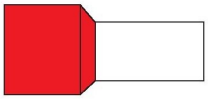

Shown 80% Actual Size

REFERENCE	COLOUR
KPET 35 FD	Red
KPET 35 G	Beige

50mm² Conductor

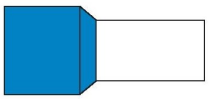

Shown 80% Actual Size

REFERENCE	COLOUR
KPET 50 FD	Blue
KPET 50 G	Olive

70mm² Conductor

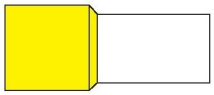

Shown 80% Actual Size

REFERENCE	COLOUR
KPET 70	Yellow

95mm² Conductor

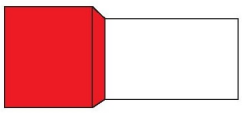

Shown 80% Actual Size

REFERENCE	COLOUR
KPET 95	Red

120mm² Conductor

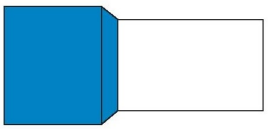

Shown 80% Actual Size

REFERENCE	COLOUR
KPET 120	Blue

150mm² Conductor

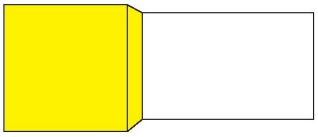

Shown 80% Actual Size

REFERENCE	COLOUR
KPET 150	Yellow

END TERMINAL TOOLS

KTET 15 - 0.5 to 6mm
End Terminal
Indent Crimp

KTET 16 - 6 to 16mm
End Terminal
Indent Crimp

LEGEND

F = French

G = German

D = Din

T = Tri-rated cables

X2 = Twin
(to accept 2 cables)

The complete range of end terminals is also available non-insulated. To specify, replace KPET prefix with KUET

Email : sales@kompress.com
Telephone : 0115 958 1029

EARTHING EQUIPMENT AND FITTINGS

COPPER BONDED EARTH RODS AND FITTINGS (BR)

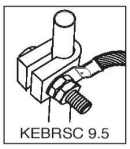

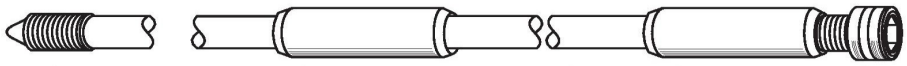

A ROD | B COUPLING | A ROD | B COUPLING | C DRIVING STUD

ROD DIA. MM	ROD DIA. IN	LENGTH MM	LENGTH FT	A EARTH ROD PART NO.	B COUPLING PART NO.	C DRIVING STUD PART NO.
9.5	3/8	1200	4	KEBRSC 9.5	NON EXTENDABLE (9.5 pre-assembled rod and split clamp)	
16	5/8	1200	4	KEBR 16 - 1200	KEBFC 16	KEBFD 16

OTHER SIZES AVAILABLE

EARTH ELECTRODE ACCESSORIES

EARTH ROD TO CABLE CLAMP (CC)

ROD DIA. MM	CONDUCTOR SIZE MM²	PART NO.
16	16 - 70	KECC 16-70

EARTH ROD TO TAPE CLAMP (A TYPE) (RTC)

ROD DIA. MM	CONDUCTOR SIZE MM	PART NO.
16	25 x 3	KERTC 25-3

SPLIT CONNECTOR CLAMP (SC)

ROD DIA. MM	COPPER BOND RODS PART NO.	SOLID COPPER RODS PART NO.
16	KESC T16*	KESC 16

* T denotes threaded internally to fit copper bond rods

U BOLT CLAMP (UB)

ROD DIA. MM	PART NO.
16	KEUB 16

EARTH INSPECTION

INDUSTRIAL PLASTIC INSPECTION PIT



TYPE	PART NO.
INDUSTRIAL	KEPPIT

CONCRETE INSPECTION PIT

TYPE	PART NO.
INDUSTRIAL	KECPIT

DOMESTIC PLASTIC INSPECTION PIT

TYPE	PART NO.
DOMESTIC	KEPPIT-D

EARTH BARS

6 WAY EARTH BAR ON CHANNEL BASE

LENGTH MM	PART NO.
450	KEB 6

6 WAY EARTH BAR ON CHANNEL BASE WITH SINGLE DISCONNECTING LINK

LENGTH MM	PART NO.
550	KESLB 6

CHANNEL BASE DISCONNECTING LINK

LENGTH MM	PART NO.
145	KELB 1

FLEXIBLE BRAID BONDS

SIZE MM HOLE CENTRES	HOLE Ø	PART NO.
300	10	KEBB 300-10

ACCESSORIES

EARTHING SIGNS



PLAIN COPPER TAPE

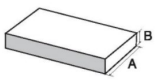

CONDUCTOR SIZE MM A X B	COIL LENGTH MTR	PART NO.
25 x 3	10	KETC 25-3-10

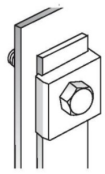

CONDUCTOR SIZE MM	CONDUCTOR MATERIAL	PART NO.
25 x 3	COPPER	KEBBC 25-3

Email : sales@kompress.com
Telephone : 0115 958 1029

EARTHING EQUIPMENT AND FITTINGS

KOMPRESS

The Kompress Rad-Clamp Earthing Clamp provides simple, effective Earthing for many applications.

Assists installations to meet IEE regulations (BS7671 Section 601-04-02).

Installs on radiator fins or flange. Removes paint, oxide and galvanised coatings.

Installs quickly and simply. Requires no specialist tolls (8mm Spanner).

Components of Rad Clamp.

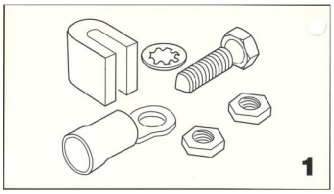

Dissassemble all components.

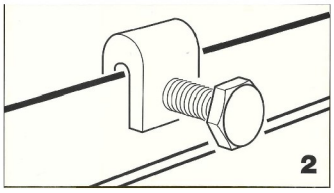

Insert Bolt into Body and position on fitting to be Earthed.

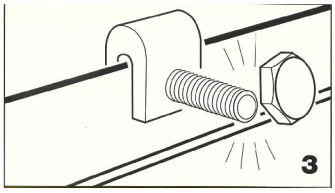

Tighten Bolt with 8mm Spanner until Bolt Head shears.

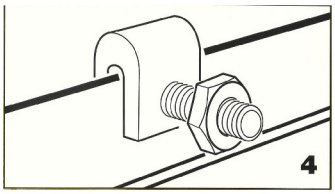

Fit one M5 Nut to Stud and tigten to act as lock nut.

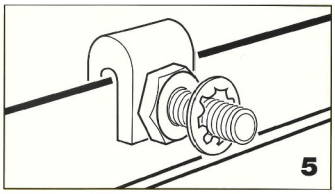

Fit shake proof washer.

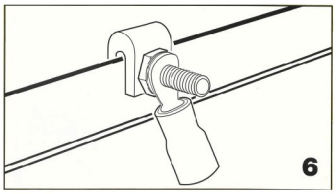

Prepare Cable and Crimp into terminal using suitable crimp tool.

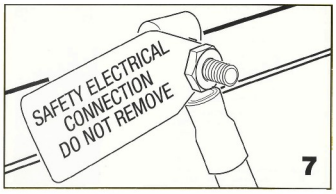

Place Terminal over Stud followed by Earth Safety Label and lock into place. Test Earth Connection.

Part No KERC 10

The Kompress Flange-Clamp Earthing Clamp provides simple, effective Earthing for many applications.

Assists installations to meet IEE regulations (BS7671 Section 601-04-02).

Installs on RSJ, staircases and other structural steellwork 3 - 12.5mm Removes paint, oxide and galvanised coatings.

Installs quickly and simply. Requires no specialist tolls (8mm Spanner). For upto 35mm Conductors

Components of Flange Clamp.

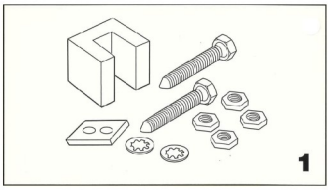

Dissassemble all components.

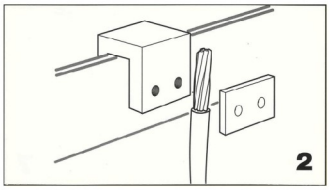

Insert cable between clamp and plate and position on item to be earthed.

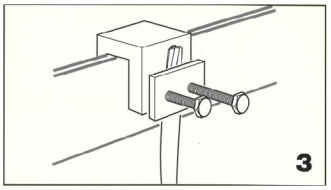

Insert M5 bolts into body.

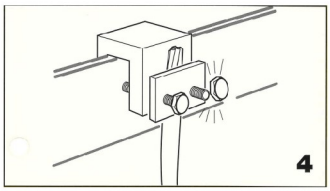

Tighten bolts with 8mm spanner until bolt heads shear.

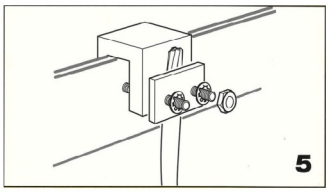

Fit shake proof washers and 1 M5 nut to each stud.

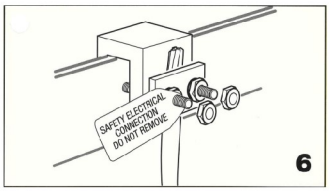

Add Earth Safety Label and add a further nut to each stud.

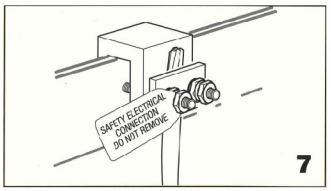

Tighten M5 nuts and Test Earth Connection.

Email : sales@kompress.com

Telephone : 0115 958 1029